

3 CPI 2.3%

2016 4 11

PPI 3 CPI 2.3% 2.4% 0.4% 1.6%
 4.3% 49 4.9%

3 CPI 7.6% 0.3 1%
 CPI 1.5% 0.2

2.5% 1.9% 35.8% 28.4%, 0.60% 0.20% 5.5% 1.30%
 CPI 0.92 CPI 0.64

CPI

10 2011-2015 3

3 PPI 49 PPI 27 2012 3

PPI

3 5.7% 0.8
 16.3% 8.8% 3.6% 1.9 0.1 0.9

3 0.2% 0.2
 0.7% 0.8% 0.3 0.1
 0.6% 1.7%

3 PMI 50 102
 6.9%-7.0%

CPI



图1：3月CPI同比上涨2.3%不及预期

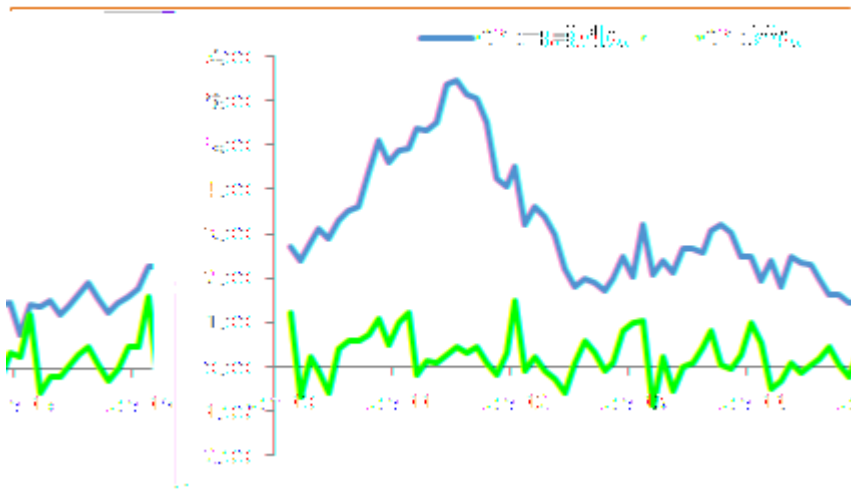


图2：3月PPI同比下降4.3%降幅持续缩窄环比首次转正

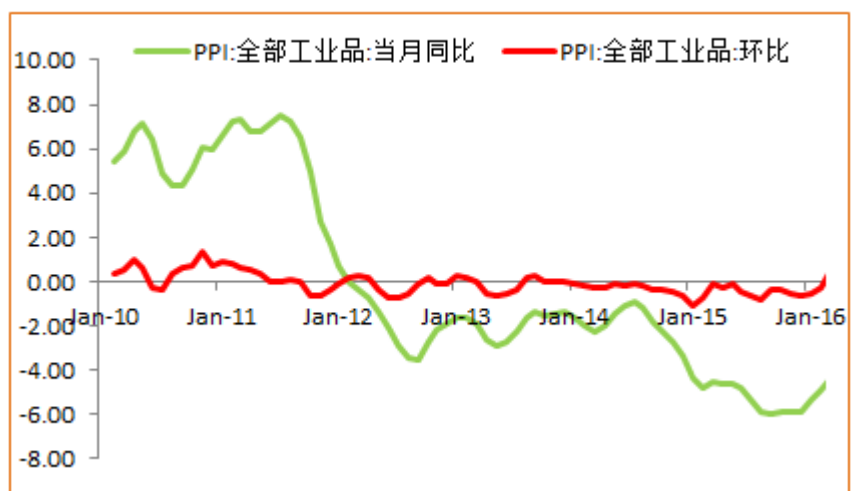


图3：3月PPIRM同比跌幅收窄环比转正

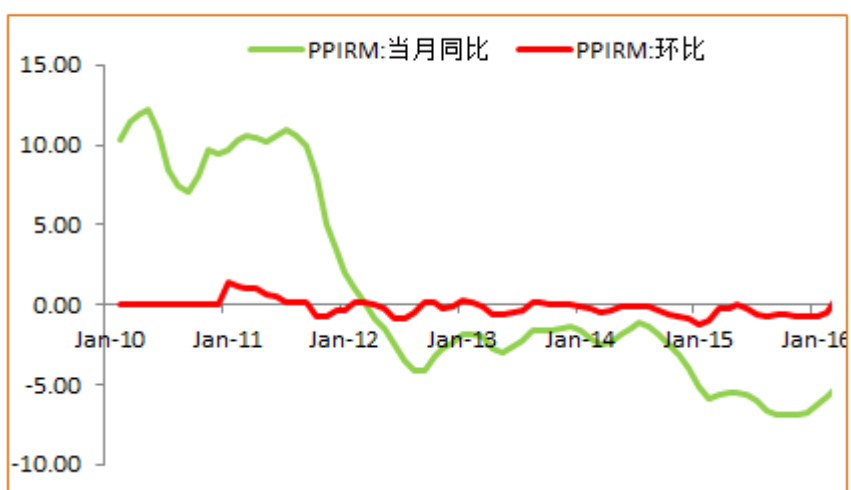




图4：猪肉价格高位稳步震荡上行空间收窄

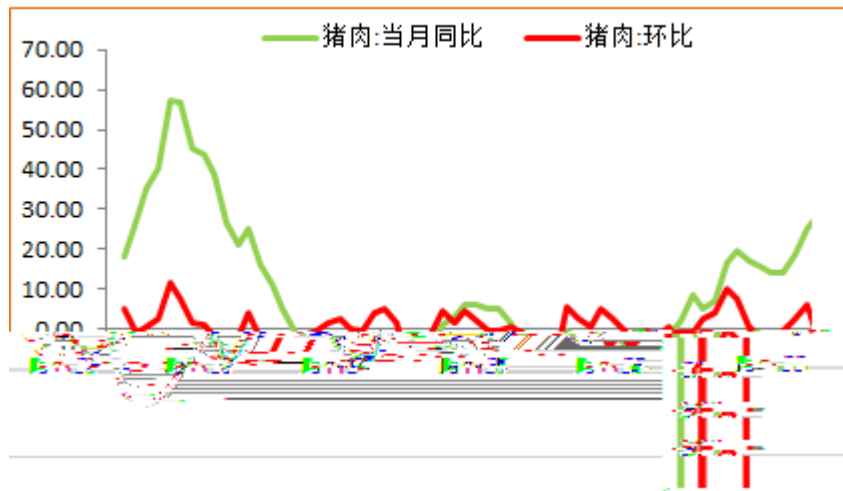


图5：鲜菜环比价格有所下降

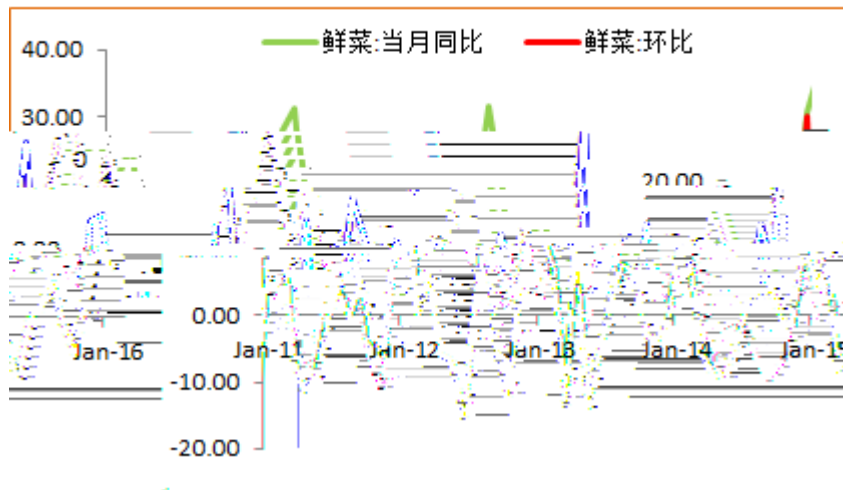


图6：采掘与生产资料降幅小幅缩窄，不过仍在底部徘徊

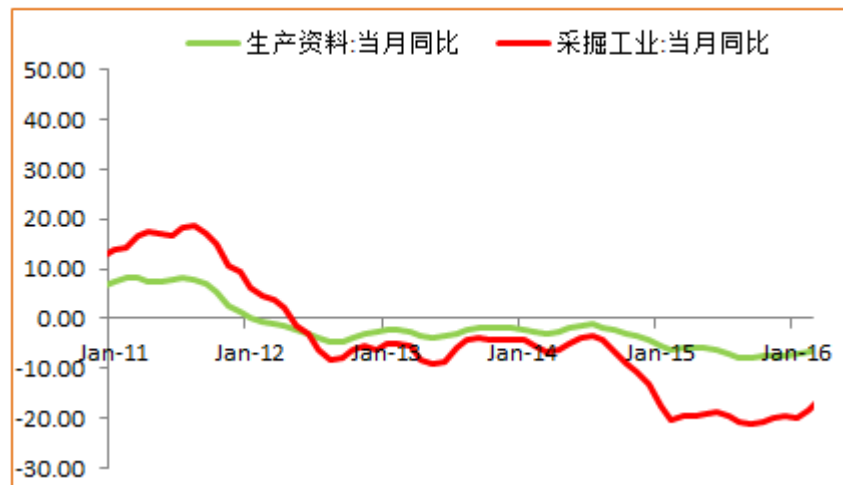
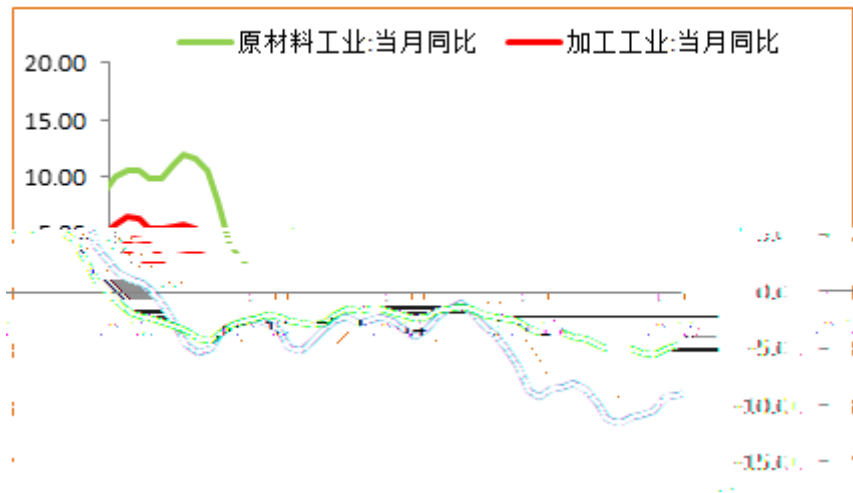




图7：原材料工业与加工工业仍难言乐观





"

--

"



020-22139858



020-22139813



020-22139817



020-22139824

5

1007-1012