

2016 5 14

1	2016	1-4				132592		10.5%
		11%		1-3	0.2	1-4		
		5.2%			0.5		10.1%	
2	1-4				25376		7.2%	1-3 1
3	2016	1-4				5.8%	4	
		6.0%	3		0.8		4	
		0.47%						
1								
2								
1							10.7%	
					1-4			
		10.5%			11%			
		21.7%	7.3%	12.4%	1-3	3.8	0	0.2
			1-4		6%	1-3	0.4	1-4
		19%		1-3	0.6			

2											1-4	
	5.2%		0.5									
		62.1%			3.2				3		0.1	
4									24.4%			
3											1-4	
			5.8%		1-3						21.4%	
	2.2				20.1%				2.4			
	36.5%		1-3		3.4					55.9%	1.8	
									330			
									1-4			
			6.5%		1-3				5.2			
		3.3%			8.6%							
10%												
4	1-4								5.8%		1-3	4
		6.0%		3		0.8				4		
					0.5%	2.8%	1.7%	-1.7%	1-4		0.2%	3.2%
0.3%	0.9%											
											4	
										0.1%	6.9%	1.9%
3		3%	0.3%	2.9%								L
5												M2
1-4												

6

10.1%

0.4

4

5

图1: 固定资产投资累计同比增速

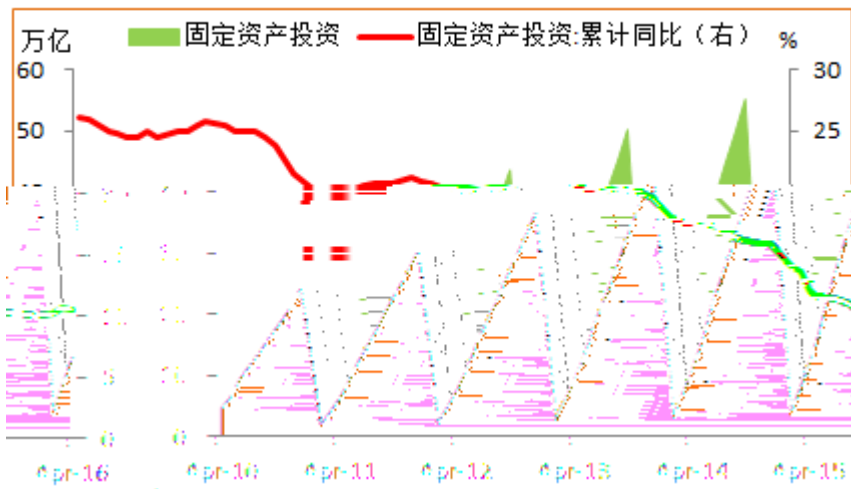


图2: 社会消费同比增速

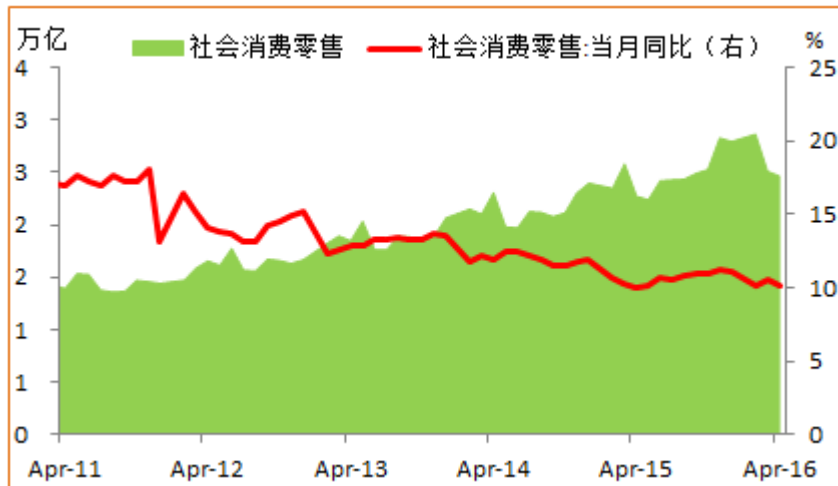
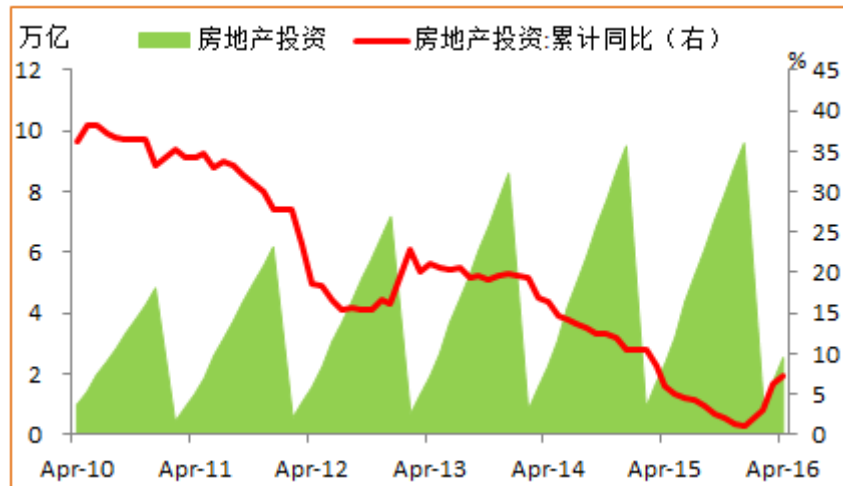


图3：房地产投资增速与销售面积呈现量价齐升



020-22139859