

F3022666  
Z0013612  
xuky@gzf2010.com.cn

BACK.....



	4		3	CPI	5%
	5.2%	6%			LME
					LME
	8426-9183		66120-70540		
	66000-71000				
	5				
	25 BP	5-5.25%			5% 2%
	4 15		24.5	24.0	23.9
				3	
		GDP	1.1%		2.6%
			1.9%		
	--	PCE		4.9%	4.7%

1 :GDP: : :

Wind

	2023	4	28			39.1
2022	24.1		15			
		LME		6.5		8.9
		COMEX	2.8		3.5	0.7
SHFE	13.7			6.9		6.8
	16.2		4.8	11.4		4
					LME	

3 JOLTs

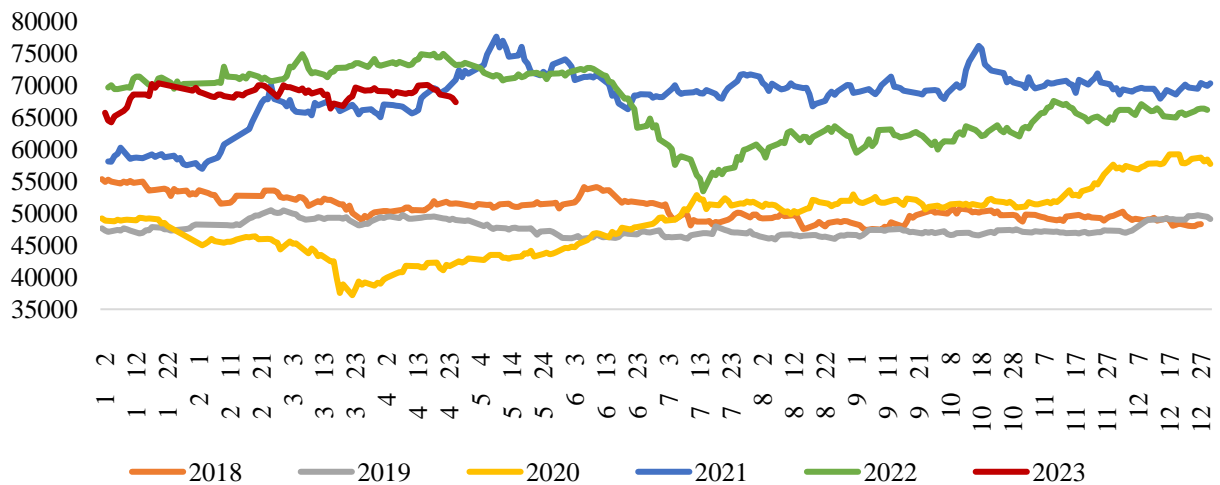
4 ISM 47.1 3

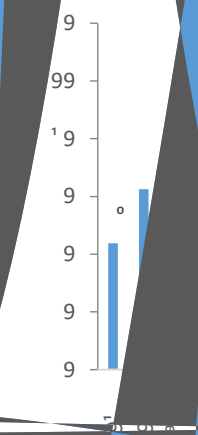

2009 1.1% GDP

64000 5 64000-68500

4

2



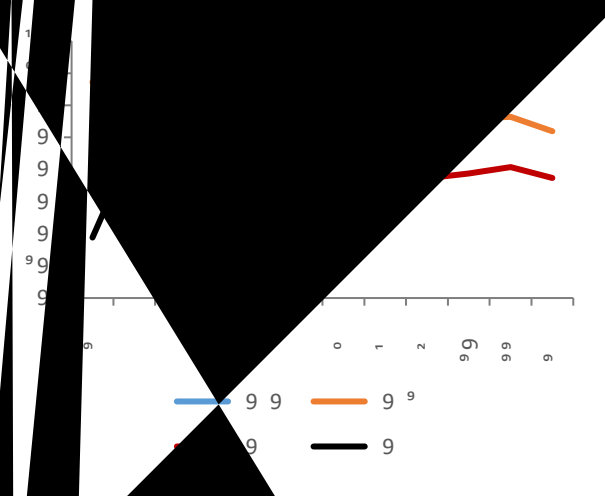


9	10

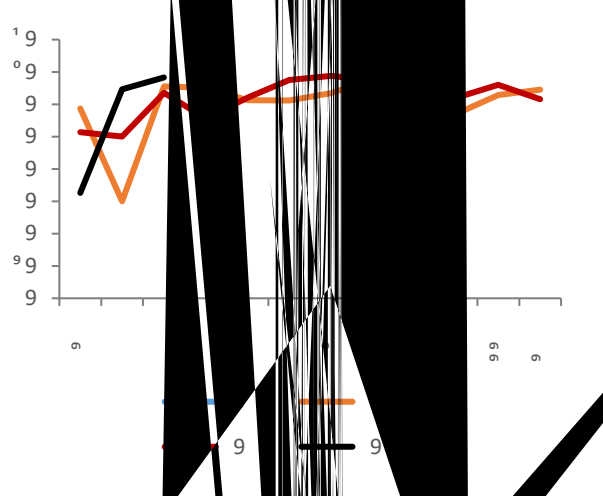
Wind



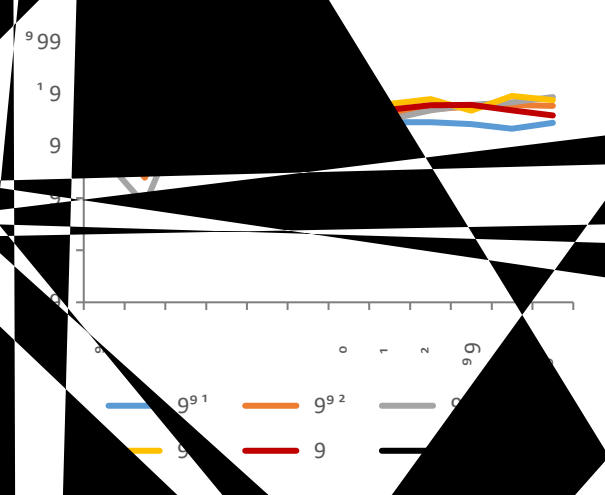
15



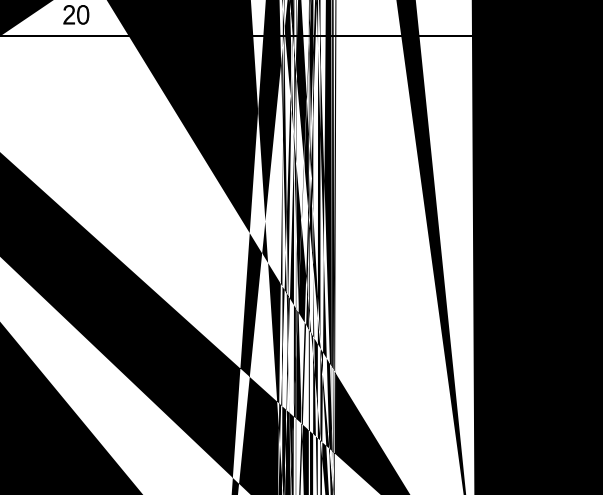
16



18



20





---

Wind

---

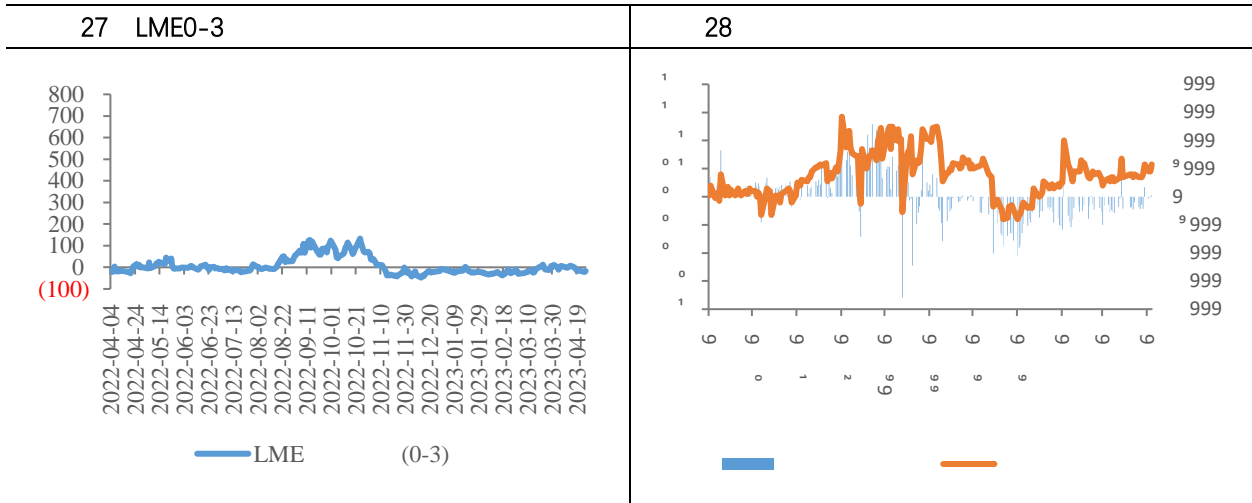
21 LME

---

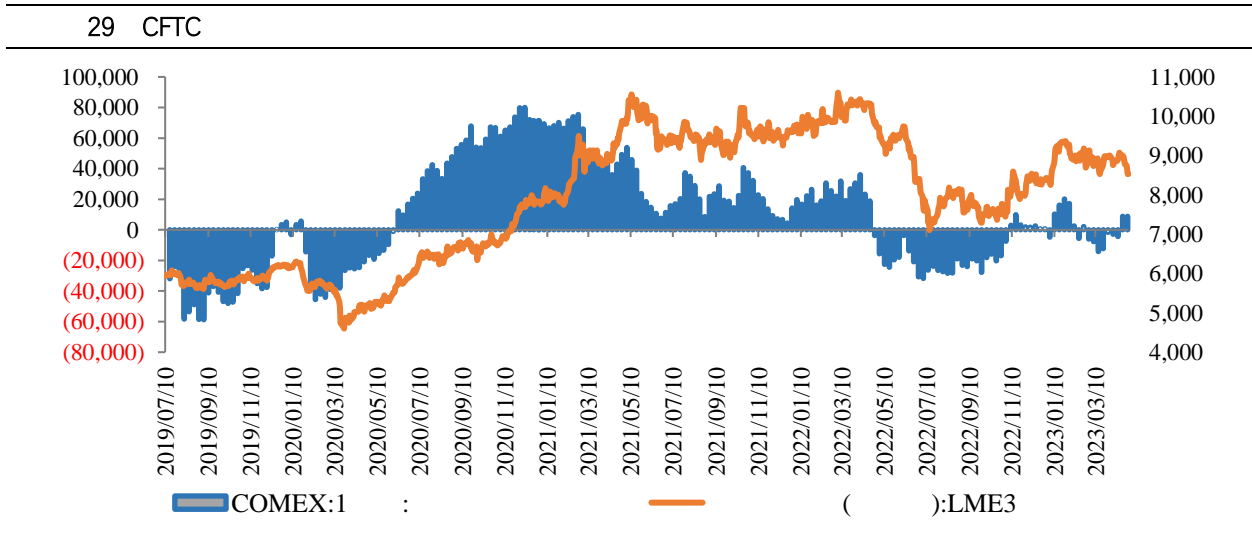
22

---

Wind



Wind



Wind

1	3			
		0.4%	2	-0.1%
				-0.7%
2	3		76.4%	95.8%
4	26		2023	3
		2023	3	12.3%
		32.3%	18.0%	20.2%
		98.5%	22.3%	44.4%
		98.0%	14.5%	76.4%
		99.4%		30.7%
		95.8%		

	<b>3</b>			<b>7</b>	
		4	25		4
		3	104	101.3	104
				68.1	7
151.1					
	<b>4</b>	<b>JOLTs</b>			
	10	3			<b>JOLTs</b>
					1000
				977.5	959



